

# WISCONSIN CRUNCH GUIDE for EARLY CARE AND EDUCATION

The Great Apple Crunch is brought to you by the University of Wisconsin-Madison Division of Extension and the following partners



An EEO/AA employer, University of Wisconsin-Madison Division of Extension provides equal opportunities in employment and programming, including Title VI, Title IX, the Americans with Disabilities Act (ADA) and Section 504 of the Rehabilitation Act.

# WHAT IS THE GREAT APPLE CRUNCH?

The Great Apple Crunch encourages healthy eating and supports farm to school and other local food purchasing initiatives throughout the region. It's also a fun way to connect food and agriculture to classroom curricula – from science to art & more!

Join Wisconsin in celebrating [National Farm to School Month](#) ↗ by crunching into locally and regionally grown apples at **NOON on the second Thursday in October**. Of course, if you are unable to participate at the exact date and time, we still encourage you to plan an Apple Crunch event anytime during October's National Farm to School Month.

Learn more about [Wisconsin Farm to Early Care and Education \(ECE\)](#) with these great fact sheets, tools & resources from [Rooted](#). ↗

For more information about the Great Apple Crunch visit the Apple Crunch website at [healthyliving.extension.wisc.edu/events/apple-crunch](https://healthyliving.extension.wisc.edu/events/apple-crunch) ↗

Please note: This PDF includes clickable links to additional online resources. Clickable links are [blue](#) and followed by a blue arrow (↗) like the Apple Crunch website above.



# HOW TO GET STARTED

## → REGISTER YOUR CRUNCH!

The best first step is to make your Crunch count. Be sure to register your Great Apple Crunch at [healthyliving.extension.wisc.edu/events/apple-crunch](https://healthyliving.extension.wisc.edu/events/apple-crunch)

## → ASSEMBLE AN APPLE CRUNCH PLANNING TEAM

Invite teachers, food service staff, cooks, administrators, parents, and students to participate in the event planning process.

## → FIND YOUR APPLES

Review the "Find Your Local Apples" section for tips on finding local orchards to supply apples for your Crunch.

## → CHOOSE YOUR CRUNCH DAY ACTIVITIES


In addition to your Great Apple Crunch at noon, plan fun and engaging educational activities, lessons, field trips, or farmer visits to celebrate Crunch Day!

## → PREPARE YOUR COMMUNITY FOR THE CRUNCH

See "Promote Your Crunch" for tips to spread the word about your Crunch and build excitement, fundraise, or find volunteers for your event!

## → AMPLIFY YOUR CRUNCH

Read "Share Your Story" and learn to amplify your Crunch through photos, social media, TV, newspaper, and radio!



# FIND YOUR LOCAL APPLES

Sources marked with the apple icon are great for ECE sites and others purchasing small volumes.



## → WISCONSIN APPLE GROWERS ASSOCIATION

Scan the grower list to find local orchard partners near you.

[www.waga.org/Member-Orchards](http://www.waga.org/Member-Orchards) ↗



## WISCONSIN FARMERS MARKET ASSOCIATION

Use this great online tool to find farmers' markets near you.

[www.wifarmersmarkets.org](http://www.wifarmersmarkets.org) ↗

## → WISCONSIN FARM FRESH ATLAS

Search this online tool by location or product to find an apple grower near you.

[www.farmfreshatlas.org](http://www.farmfreshatlas.org) ↗



## FAIRSHARE CSA COALITION FARM LIST

Find Community Supported Agriculture farms near you.

[www.csacoalition.org/farm-search/](http://www.csacoalition.org/farm-search/) ↗

## → AMERICORPS FARM TO SCHOOL WISCONSIN LOCAL FOODS DATABASE

Explore a map and directory of farmers selling to schools and engaging with kids.

[sites.google.com/dpi.wi.gov/wilfd/find-farmers](https://sites.google.com/dpi.wi.gov/wilfd/find-farmers) ↗

## → SOMETHING SPECIAL FROM WISCONSIN

Browse this listing of farmers and vendors for apple items near you.

[www.somethingspecialwi.com/map](http://www.somethingspecialwi.com/map) ↗

## → USDA ON-FARM MARKET DIRECTORY

All you need to know about purchasing local foods from on-farm sources.

[www.ams.usda.gov/local-food-directories/onfarm](http://www.ams.usda.gov/local-food-directories/onfarm) ↗

Remember: The goal of the Crunch is to support our local farmers by purchasing the fruits of their labors! Always inquire about buying apples, but be open to donations if they are offered.




# HOW TO PURCHASE YOUR APPLES

- **VISIT THE FARMERS' MARKET**  
Find the most apple varieties, meet your farmers, and hand pick the right-sized apples, while using your nutrition program dollars too.
- **BUY FROM LOCAL ORCHARDS**  
Ask for small apples that are harder for farmers to sell, but perfect for kids!
- **SHOP LOCAL AT A GROCERY STORE**  
Look for apples identified as "local" or "Wisconsin-grown" at your local grocery store or food co-op.
- **STOP AT A FARM STAND**  
Visit a local farm stand or U-pick and get apples from where they are grown!
- **ASK YOUR CURRENT VENDORS**  
Ask your broadline or produce distributors if they have any local, farm-identified apples available.
- **FIND A FOOD HUB**  
Food hubs and regional produce aggregators may have just what you need. Check out the [USDA Local Food Hub Directory](#). ↗
- **CHECK OUT THIS GREAT RESOURCE**  
Read the new resource [How to Buy, Prepare, and Serve Local Foods](#) ↗ for great tips to help you buy apples for the Crunch.
- **SEEK DONATIONS**  
Encourage community partners and others to donate funds or purchase apples for you. Grocery stores may be willing to provide you with local apples at a discount.



# ECE RECIPES



## → APPLE SALAD

A tangy take on yogurt parfait, with a million ways to make it local.

[Recipe Here](#) ↗

## → GOLDEN RAYS

A warm and delicious twist on traditional oatmeal!

[Recipe Here](#) ↗

## → BOOKWORM APPLE BARK

Local apple slices topped with peanut butter & dried fruit for a perfect snack.

[Recipe Here](#) ↗

## → BAKED BATATAS & APPLES

The perfect treat - sweet potatoes and apples that credit for veggies and fruit!

[Recipe Here](#) ↗

## → APPLE JACKED PANCAKES

Try purchasing locally grown whole grains for this fun breakfast recipe.

[Recipe Here](#) ↗


## → BERRY BONANZA

A unique, no-cook yogurt and oatmeal breakfast featuring seasonal fruits.

[Recipe Here](#) ↗

## CELEBRATING SEASONALITY

Use the new Wisconsin Farm to ECE recipe guide to find your perfect meal!



Visit [www.RootedWI.org/Recipes](http://www.RootedWI.org/Recipes) ↗



## → CRUNCH TIME TIPS

- Consider cutting apples into halves or slices for younger students so everyone can enjoy the Crunch and apples don't go to waste.
- Make the Great Apple Crunch into a school-wide celebration by pairing older students and younger students together for crunch time.
- Don't forget to appoint a parent, teacher, student or community member to act as photographer or videographer and capture all the action of the Great Apple Crunch!
- Post photos to Facebook using [#GreatAppleCrunch](#) [#WIAAppleCrunch](#) [#WIF2S](#) & [#F2SMonth](#)

## → KEEP THE CRUNCH GOING ALL DAY!

- Taste test multiple apple varieties and vote on your favorite.
- Feature a recipe with local apples in school breakfast or lunch throughout October.
- Invite a local farmer to the classroom or cafeteria to read a story book or join your Crunch!
- Arrange a field trip to a local orchard and Crunch under the trees.
- Lead a hands-on cooking class for students featuring a healthy apple recipe.
- Take a look at the apple-based learning ideas on the next two pages to connect your Crunch to the classroom.

# CONNECT TO LEARNING

The Great Apple Crunch is easily extended into developmentally appropriate apple-based learning activities for a creative way to enhance children's connections with food and healthy eating! Check out the resources below for apple-themed learning activities.


## → LESSON PLANS AND FARM TO ECE RESOURCES FOR APPLE CRUNCH


 [Wisconsin Farm to ECE Interest Areas For Young Children](#) ↗  
Rooted


 [The Apple Market: Apple Dramatic Play in Preschool](#) ↗  
Teach Preschool

 [Apple Taste Tests for Young Children](#) ↗  
Rooted

 [The Hayride, A Resource for Educational Field Trips](#) ↗  
Growing Minds


 [Search Online For Informal Activity Resources](#) ↗  
Eg: [Teaching2and3yearolds.com](#)


 [Search Pinterest for "Early Care Apple Activities"](#) ↗  
Eg: [Pinterest Page](#)



Apples are a great learning opportunity!

 [Farm to Preschool Taste Test Guide](#) ↗  
Quality Care for Children

 [Apple Lessons](#) ↗  
Illinois Ag in the Classroom

 [Apple Science Experiments](#) ↗  
Little Bins for Little Hands



# MORE FUN APPLE LEARNING ACTIVITIES

It's simple to include books, songs, cooking activities, dramatic play, drawing, charts & graphs, classroom murals and visits from special guests to celebrate the Great Apple Crunch. These activities are a great way to include farm to early care and education (ECE) into your classroom on a regular basis. Farm to ECE teaches kids where food comes from, what is grown in your local area, and is a perfect way to meet learning standards.

## READING BOOKS ABOUT APPLES IS A GREAT WAY TO CELEBRATE THE CRUNCH

- Ten Apples Inside by Dr. Seuss
- The Seasons of Arnold's Apple Trees by Gail Gibbons
- Up, Up, Up! It's Apple-Picking Time by Jody Fickes Shapiro
- How Do Apples Grow? by Betsy Maestro
- Just One Apple by Janosch
- Apples, Apples, Apples by Nancy Elizabeth Wallace
- A Tree Is a Plant by Clyde Robert Bulla
- The Apple Pie Tree by Zoe Hall
- Anna Cultiva Manzanas by Monica Wellington
- Apple Farmer Annie by Monica Wellington
- ¡Deliciosas manzanas! by Tina Athaide
- The Apple Tree, A Modern Day Cherokee Story
- Told in English and Cherokee by Sandy Tharp-Lee

## SINGING SONGS ABOUT APPLES ENGAGES CHILDREN IN A FUN WAY

### Three Red Apples

Adapted from a song by Jean Warren

Three red apples high on the tree,  
One fell down next to me.  
I gave it to mother and this is what she said,  
"I love apples, juicy and red".  
Two red apples high on the tree,  
One fell down next to me.  
I gave it to sister and this is what she said,  
"I love apples, juicy and red".  
One red apple high on the tree,  
One fell down next to me.  
I gobbled it up and this is what I said,  
"No more apples, juicy and red!"

### Apples, Apples

Sung to the tune: Twinkle, Twinkle,  
Little Star

Apples juicy, apples round;  
On the tree or on the ground.  
Apples yellow, apples red,  
Apple pie and juice and bread!  
Apples crunchy, apples sweet;  
Apples are so good to eat

# CREATIVE APPLE LEARNING EXAMPLES



Decorate an apple tree with colorful apples painted by children



Trace hands to make apple trees

				How many seeds? 
Sofia	Sweet	Good	like candy	
Halle	Good	Sour	Sour	
Kai	Yummy	Sour	Juicy	
Braydan	Good	Nice - I like it	Good	
Andrew	Delicious	It's good	Juicy	
Shaun	Juicy	Juicy	Juicy	
Treylan	Super Good	Juicy	Tastes like green	
Alex	Delicious	Delicious	Juicy	
Gracie	Delicious - I liked the pink	Juicy + Yummy	Tastes like Pineapple	

Do a taste test with different varieties of apples and ask children to describe the taste of each. Make a chart to write down apple flavors or vote with stickers.



Use paper to make apple crafts.

# PROMOTE YOUR CRUNCH

Gather a few staff, parents, or community members and create a small team to plan your Crunch activities, find local apples, and promote your event. Make sure you share the word with children, families, staff, teachers, and the community to maximize the learning opportunities from the Crunch. Here are some general outreach ideas:

- Announce the Crunch in your newsletter, email, or during pick-up and drop-off. Use this opportunity to find volunteers to help with classroom or kitchen Apple Crunch activities.
- Promote the event through social media using the hashtags [#GreatAppleCrunch](#), [#WIAppleCrunch](#), [#F2SMonth](#), [#WILittleCrunchers](#) and [#WIFarmToECE](#). On Facebook, repost the "We Registered" badge, and share the Crunch Countdown posts.
- Ask parents to donate local apples, or funds you can use to purchase apples from the local farmers' market.
- Arrange a special Apple Crunch education session that's open to everyone. Offer apples, share apple nutrition information, and hand out recipes to use at home. Be sure to find a time where most parents and caretakers can join.
- Create Crunch flyers or posters to decorate your classroom, hang in your center, or send home. Use the Crunch logo, or ask children to draw apple designs for your event!
- Mark the Crunch on your meal and snack menu, include the orchard that grew the apples.
- Make a Crunch Countdown calendar for the classroom and practice counting each day!



# SHARE YOUR STORY

It's not a Crunch heard 'round the region' unless you get the word out far and wide!

- Inform local newspapers and television reporters about your Apple Crunch. Send a press release or invitation to join your event. [Click here](#) ↗ for a template press release to customize for your outreach. Use the celebration as a way to share more about your farm to school activities, local food purchasing, and **National Farm to School Month**.
- Get out your camera, smartphone, or video devices and take a “crunch byte” to share through social media.
- Share your event widely through Facebook! Post to your page and with the Great Apple Crunch pages too!  
Facebook: [www.facebook.com/GreatLakesGreatAppleCrunch](http://www.facebook.com/GreatLakesGreatAppleCrunch) ↗
- Use the hashtags **#GreatAppleCrunch #F2SMonth #WIAppleCrunch and #WIF2S** to share your images on Facebook.




Important reminder:  
Make sure you have  
appropriate photo release  
forms for youth featured in  
your Great Apple Crunch  
photos.

# GREAT LAKES APPLE CRUNCH LOGO

Don't forget to download your copy of the Great Apple Crunch logo. Use the logo to promote the Great Apple Crunch around your community, on your website, and on social media.

Customize promotional items like posters, blog posts, and social media content with the Great Apple Crunch logo. Access [PDF](#) or [JPEG](#) files to download and add to your materials.



## FOR MORE INFORMATION

Emily Latham, MPH  
Health Communications State Outreach Specialist  
University of Wisconsin-Madison Division of Extension  
[Emily.Latham@wisc.edu](mailto:Emily.Latham@wisc.edu)

Register on our website:  
[healthyliving.extension.wisc.edu/events/apple-crunch/](https://healthyliving.extension.wisc.edu/events/apple-crunch/)

Discover Farm to School Month:  
[www.farmentoschool.org/our-work/farm-to-school-month](http://www.farmentoschool.org/our-work/farm-to-school-month)

Learn more about farm to early care and education in Wisconsin:  
[dpi.wi.gov/community-nutrition/cacfp/farm-2-ece](http://dpi.wi.gov/community-nutrition/cacfp/farm-2-ece)

Dig into Wisconsin Farm to School:  
[dpi.wi.gov/school-nutrition/farm-to-school](http://dpi.wi.gov/school-nutrition/farm-to-school)  
[datcp.wi.gov/Pages/Growing\\_WI/FarmToSchool.aspx](http://datcp.wi.gov/Pages/Growing_WI/FarmToSchool.aspx)